


SUPEREQ

*Office Equipments
for
Longevity, Latitude, Looks*



CT-01

CT-04

*Flexibility of Joining the Terminal Table (any Model) &
Printer table for better control & space utilization.
Corner piece optional*

**COMPUTER &
WORK
TABLES**



CT-01


900(L) X 600 (W) X 750 (H)



CT-02

900(L) X 600 (W) X 750 (H)
(also in 1200 (L) X 600 (W) X 750(H))

Terminal table, sliding key board tray, provision for standing CPU




CT-03

1200 (L) X 600 (W) X 750(H)



CT-04

600(L) X 600 (W) X 725 (H)



CT-05

Standard Work Station
1200(L) X 600 (W) X 750 (H)



CT-06

Delux Work Station in Complete Novapan
1200(L) X 600 (W) X 750 (H)




WT-02

1200(L) X 600 (W) X 750 (H)




WT-03

1350(L) X 750 (W) X 750 (H)



WT-04


1500(L) X 900 (W) X 750 (H)



WT-05

1800(L) X 900 (W) X 750 (H)

Central Drawer & Central locking optional & available for both WT-04 & WT-05



WT-06

Side unit can be on either side for WT-06, Choice available for both 5' X 3' (WT-04) & 6' X 3' (WT-05) (only one drawer unit) Central drawer & central locking not available in WT-06



*Side unit
900(L) X
450 (W) X
725 (H)*

Lackable Cupboard with one shelf



WT-07

900(L) X 450 (W) X 750 (H)

The new breed of Computer tables has been the outcome of actual requirements spelt out by the users from a cross section of organisations. The response has been very encouraging.

Apart from innovative designs, considerable care has been taken to provide aesthetically pleasing colour combinations & overall finish, these should blend exceedingly well with only office decor.

Large range to choose from.....for any need & any position.....the best today & economical.

*Sliding door unit with one shelf,
Novapan top, lockable*

- ❖ *All dimensions in mm*
- ❖ *Standard colour of frame in double tone Grey for all tables with Grey top & Brown & Beige for all tables with Teak/Rosewood tops.*
- ❖ *Navapan colour choice available in Grey, Natural teak & Rosewood.*
- ❖ *Front covering optional for all models beginning with WT-03 upwards.*
- ❖ *All work tables beginning with WT-03 (& upwards) have 3 drawer unit on right side & a cupboard unit with one shelf on left side.*
- ❖ *All tables with side unit do not have provision for built in footrest.*



Head Office : S-524, Second Floor, School Block, Vikas Marg, Delhi-92
Ph.: 22481107, 22483178, 22484134 Fax : 22484837 E-mail : supereq@rediffmail.com

Works : S-42, Site IV Sahibabad (Gzd) U.P.

Agra : 2530886, Allahabad, Bareilly : 9837222220, Chandigarh : 5019751, 5019752, Dehradun : 9412244743, Gorakhpur : 3115845 Jalandhar : 9815476056, Jammu : 2463966, Jaipur, Kanpur : 9839083084, Karnal, Ludhiana : 9814637442, Lucknow : 2388463, 2386061, Meerut : 2602358, 2774876, Patiala, Varanasi

In Keeping with SUPEREQ'S constant endeavour to improve quality, the dimensions, specifications, design & colour may be changed without prior notice or obligation.